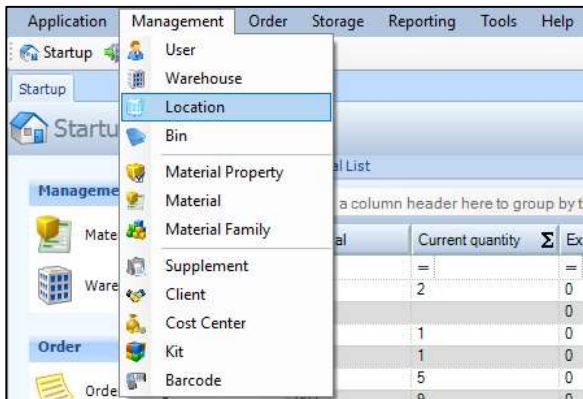


# How to Drive to a Shelf via Location Management

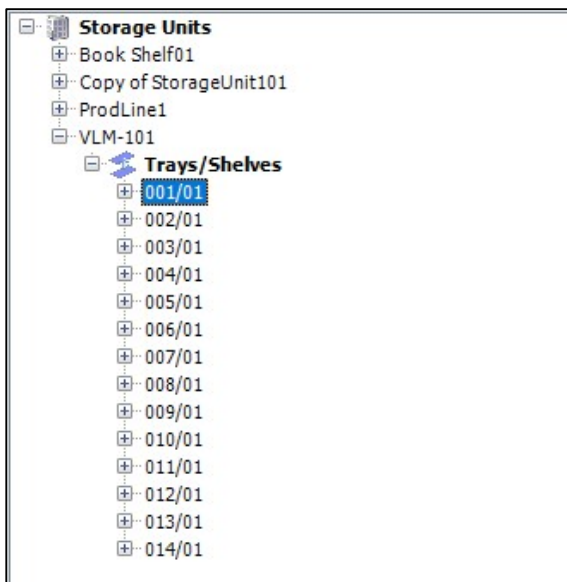
Kardex Power Pick System

## How To Drive to a Shelf via Location Management


1. Open Location Management. Management > Location



2. Select desired Storage Unit and Tray/Shelf



3. Select a bin on desired tray/shelf right click > Drive to Shelf



[Visit our Customer Knowledge Center for more articles like this.](#)